

Merlin
the automatic choice



Whisper Drive®



OR

DOOR TYPES: residential sectional doors **DOOR SIZE:** doors up to 18m²

Key Benefits



Compliant to Australian and New Zealand Standard AS/NZS 60335-2-95



Security+2.0

Transmitters communicate on multiple frequencies with encrypted rolling code. This ensures the strongest frequency is selected every time, virtually eliminating interference while providing the highest level of security.



Up to 75% less energy*

Advanced technology uses less than 1 watt of power whilst in standby mode, meeting the world's toughest energy standards.



Quiet and Powerful Motor

The powerful and fast DC motor is quiet and built to last with the strength to open any branded domestic door.



Improved Transmitter Range

Tested against other products, these transmitters have up to 18% better range which means you can start opening your garage door sooner.



Battery Backup

With an Evercharge® Battery backup system you can always operate your door even when there has been a power failure.



Bright Lights

The two energy efficient 40 watt halogen lights automatically switch on when the door is activated and switches off after 2½ minutes.



7 Year Warranty

Backed by a 7 year / 15,000 cycle warranty** we stand behind our products with an after sales support team that we believe are the best in the industry.

Standard Merlin Safety Features



Premium Automatic Safety Reverse

With its automatic safety function your garage door will stop and reverse automatically if obstructed going down or stop going up.



Automatic Force Sensing

Equipped with automatic force sensing, with each operation the garage door opener monitors and adjusts the force needed to open your garage door.



Manual Release

In case of power failure you can simply activate the manual release to open your garage door.

*when compared to other available products ** conditions apply

Kit Contents



1 x Powerhead



2 x Three channel key ring mini-transmitters E945M



Wireless wall button E128M



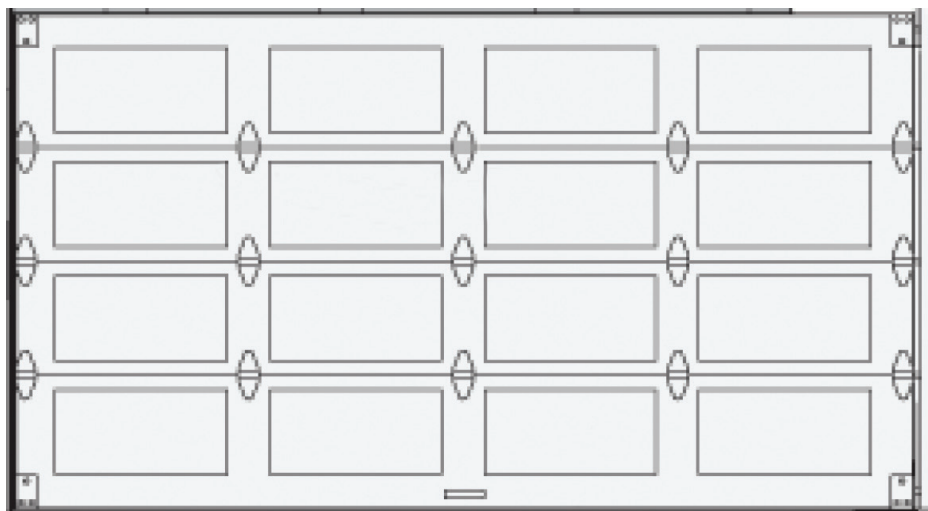
Wireless keypad E840M



Integrated battery backup technology

SPECIFICATIONS

- 12V DC motor with thermal overload protection
- Input voltage: 240V AC
- Rated door area 18m²
- Max door weight: up to 130kg
- Max peak pulling force: 800 N
- Segmented or one piece C-rail with belt drive system
- 433.92, 433.30, 434.54 MHz AM radio with Chamberlain Security + 2.0 rolling code technology
- Up to 64 memory registers
- Garage illumination: Two x 240V/ Max. 40 Watt E27
- Noise rating at 1m: 57dB

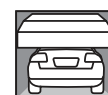


Max door height: 3.0m Door width: 7.0m Total door area 18m²
Single dwelling, max door weight: up to 130kg

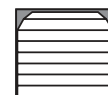
DOOR SPECIFICATIONS

- Maximum lifting under spring tension = 20kg
- Suitable for steel and timber spring balanced doors only
- Maximum lifting height (with extensions) 3.5m

DOOR OPENING AND CLOSING TIMES

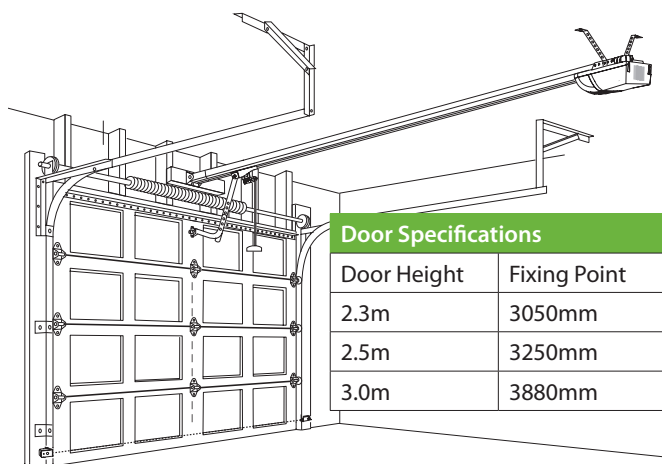


↑
12 seconds

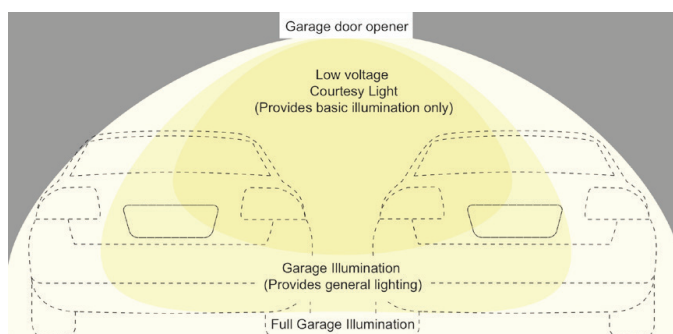


↓
20 seconds
(based on a 2.3m high door)

TYPICAL INSTALLATION - SECTIONAL DOOR



GARAGE ILLUMINATION



Full garage illumination provides high quality lighting via 2 x 40w 240V AC halogen light globes.

OPTIONAL ACCESSORIES



Premium+ four channel transmitter
E960M



Wall or visor mounted three channel transmitter
E943M



Wall or visor mounted single channel transmitter
E940M



Protector system safety beam sensors
774ANZ

CHAMBERLAIN®

The World's Largest Manufacturer of Garage Door Openers

Australia Phone: 1800 638 234 Fax: 1800 888 121 Web: gomerlin.com.au

New Zealand Phone: 0800 653 667 Fax: 0800 653 663 Web: gomerlin.co.nz

™ Trademark of The Chamberlain Group, Inc. ® Registered Trademark of the Chamberlain Group, Inc.
© 2015 The Chamberlain Group, Inc.